

**Aptis ESOL**  
General

---

# Guide for Teachers

2025



# Introducing the Aptis ESOL test

---

Aptis ESOL is an innovative English testing system from the British Council. It is a suite of assessments for adults and young adults, which can be used to assess English language ability in all four skills – reading, writing, listening and speaking.

Aptis ESOL tests include a range of questions, which are designed to allow candidates to show their best ability. The test results are reported on a numerical scale (0–50) and as a level on the Common European Framework of Reference for Languages (CEFR).

## There are four variants of Aptis ESOL tests.

### 1. Aptis ESOL General

tests from A1 to B2 on the CEFR and is suitable for most test-takers. Candidates demonstrating a level above B2 are awarded a C1.

### 2. Aptis ESOL Advanced

tests English language ability from B1 to C2 on the CEFR and is for higher level test-takers.

### 3. Aptis ESOL for Teachers

tests from A1 to B2 on the CEFR and is designed for teachers. Candidates demonstrating a level above B2 are awarded a C1.

### 4. Aptis ESOL for Teens

is four-skills variant which is designed specifically for 13 to 15-year-old learners and tests from A1 to B2 on the CEFR. Candidates demonstrating a level above B2 are awarded a C1.

Aptis ESOL tests are taken on a computer.

Accommodations can be made for special educational needs. Information is provided in the 'Aptis ESOL for all' section at the end of this guide.

The purpose of this guide is to help you prepare your students for the Aptis ESOL General tests. An overview of each component is provided followed by detailed descriptions and advice on how your students can best prepare. You will also find tips on how your students can practise for the test and information on how the test is marked.



# Contents

---

<b>Introducing the Aptis ESOL test</b>	<b>2</b>
<b>Test structure</b>	<b>5</b>
Aptis ESOL General test structure	6
<b>Aptis ESOL core test (grammar and vocabulary)</b>	<b>8</b>
Sample grammar questions	9
Sample vocabulary questions	10
<b>Aptis ESOL Reading test</b>	<b>12</b>
Reading part 1: Sentence comprehension	14
Reading part 2: Text cohesion	15
Reading part 3: Opinion matching	16
Reading part 4: Long text comprehension	17
<b>Aptis ESOL Listening test</b>	<b>18</b>
Listening part 1: Information recognition	19
Listening part 2: Information matching	20
Listening part 3: Opinion matching	21
Listening part 4: Monologue comprehension	21
<b>Aptis ESOL Writing test</b>	<b>22</b>
Writing part 1: Word-level writing	25
Writing part 2: Short text writing	26
Writing part 3: Three written parts of text, all of which require responses	28
Writing part 4: Formal and informal writing	30
<b>Aptis ESOL Speaking test</b>	<b>33</b>
Speaking part 1: Personal information	35
Speaking part 2: Describe, express opinion and provide reasons and explanation	40
Speaking part 3: Describe, compare and provide reasons and explanations	41
Speaking part 4: Discuss personal experience and opinion on an abstract topic	44

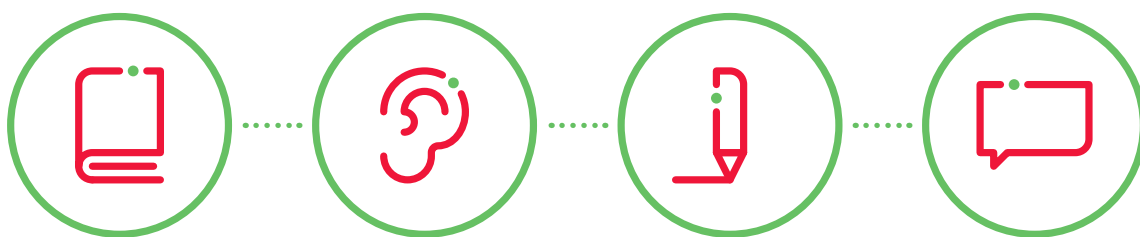
<b>How to take the test on a computer</b>	<b>47</b>
<b>Aptis ESOL for all</b>	<b>52</b>
<b>Final checklist</b>	<b>53</b>
<b>Useful web resources</b>	<b>53</b>
<b>More information</b>	<b>53</b>

## Test structure

---

Aptis ESOL General consists of five components: core (grammar and vocabulary), reading, listening, writing and speaking.

Your students will be taking all four skill components (reading, listening, writing, speaking).



It is a good idea for them to take a practice test so that they become familiar with what they need to do.

## Aptis ESOL General test structure

Test	Test design	Activity	Format
<b>Core</b> 25 minutes	Part 1 Grammar	Sentence completion.	Three-option multiple choice
	Part 2 Vocabulary	Word matching (similar meaning). Match words to definitions.  Sentence completion.  Word pairs or word combinations (words commonly used together).	Sets of five target words with ten options
<b>Reading</b> 35 minutes	Part 1 Sentence comprehension	Choose words to complete sentences.	Three-option multiple choice
	Part 2 Text cohesion	Put sentences into the correct order.	Two tasks: six sentences jumbled up in each task
	Part 3 Opinion matching	Match people's opinions to statements.	Seven statements matched to four people's opinions
	Part 4 Long text comprehension	Match headings to paragraphs.	Seven paragraphs and eight headings
<b>Listening</b> 40 minutes	Part 1 Information recognition	Listen to a short monologue or dialogue to identify specific information.	Three-option multiple choice
	Part 2 Information matching	Match people's monologues to information.	Six pieces of information four monologues
	Parts 3 and 4 Inference	Listen to monologues and dialogues and identify the attitude, opinion or intention.	Three-option multiple choice

Test	Test design	Activity	Format	
<b>Writing</b> 50 minutes	Part 1	Word-level writing	Respond to messages using individual words.	From one to five words for each question
	Part 2	Short text writing	Write personal information.	20–30 words
	Part 3	Three written responses to questions	Respond to written questions on a social network-type website.	30–40 words for each question
	Part 4	Formal and informal writing	Write an informal email to a friend and a formal email to an unknown person.	40–50 words for the informal email 120–150 words for the formal email
<b>Speaking</b> 12 minutes	Part 1	Personal information	Respond to three personal information questions.	30 seconds for each response
	Part 2	Describe, express opinion and provide reasons and explanations	Describe a picture and answer two additional questions of increasing difficulty.	45 seconds for each response
	Part 3	Describe, compare and provide reasons and explanations	Describe two contrasting pictures and answer two additional questions of increasing difficulty.	45 seconds for each response
	Part 4	Discuss personal experience and opinion on an abstract topic	Answer three questions on an abstract topic.	One minute to prepare Two minutes response time

# Aptis ESOL General core test (grammar and vocabulary)

The core test consists of two parts. The first part assesses the candidates' knowledge of English grammar. The second part assesses their knowledge of English vocabulary.

Part	Description	Preparation
<b>Part 1</b> Grammar	<p>In this part of the test, candidates will answer 25 questions.</p> <p>Most of the questions test formal written English. A small number of questions test spoken English, such as knowing the appropriate grammar to use in a particular situation (formal or informal situations, for example).</p> <p>All 25 questions are in the format of a three-option multiple choice.</p> <p>Candidates complete a sentence by choosing the correct word.</p>	<p>To know which parts of grammar are tested, see the British Council / EAQUALS core inventory. This is free and available online at:  <a href="https://www.teachingenglish.org.uk/article/british-council-eaquals-core-inventory-general-english">https://www.teachingenglish.org.uk/article/british-council-eaquals-core-inventory-general-english</a></p> <p>One great way to help candidates prepare for the grammar test is to show them the British Council's LearnEnglish website:  <a href="http://learnenglish.britishcouncil.org/grammar">http://learnenglish.britishcouncil.org/grammar</a></p>
<b>Part 2</b> Vocabulary	<p>There are 25 questions in this part of the test.</p> <p>There are a number of question types:</p> <p><b>Word matching:</b> candidates find a word with a meaning similar to the target word.</p> <p><b>Word definition:</b> candidates match a definition to the correct word.</p> <p><b>Word usage:</b> candidates complete a sentence by choosing the correct word.</p> <p><b>Word pairs or word combinations:</b> candidates select the most common combinations of words. They are given a target word and a list of words which may or may not be commonly used in combination with the target word, e.g. where card is the target word, birthday + card is a common combination but blue + card is not.</p>	<p>To help your students prepare for this part of the test, the LearnEnglish website has games and activities to help them improve their vocabulary:  <a href="http://learnenglish.britishcouncil.org/vocabulary">http://learnenglish.britishcouncil.org/vocabulary</a></p> <p>Another useful tip is to encourage them to take note of interesting words or word combinations when they read English texts.</p>



## Sample grammar questions

There are two question types. The first focuses on written English grammar, and the second focuses on the use of English grammar when speaking.

Here are some examples:

### 1. Written grammar

He \_\_\_\_\_ me that the machine was broken.

- told
- spoke
- said

My boss says that I \_\_\_\_\_ to finish the report by Friday.

- must
- have
- should

My new computer works \_\_\_\_\_ faster than my old one.

- many
- more
- much

I have worked for this company \_\_\_\_\_ I left university.

- since
- after
- from

### 2. Spoken grammar

John: She's French, isn't she?

Ahmed: No, she's \_\_\_\_\_ from Belgium.

- exactly
- actually
- anyway

Zeynep: I really don't feel like going to see that movie tonight.

Peter: Ok. \_\_\_\_\_ we can go next week instead.

- Maybe
- However
- Nevertheless

## Sample vocabulary questions

In the first question type, candidates need to match words with similar meanings from a list of options. To do this, they click on the arrows and choose the similar word.

Here is an example:

Select a word from the list that has the most similar meaning to the word on the left.

Example: big =

study =

receive =

start =

talk =

pick =

For the next question type, candidates need to match a definition to a word. They click on the arrow and choose the word that matches the definition.

Here is an example:

Complete each definition using a word from the drop down list.

To cover with paper or material is to

To improve or change is to

To state or make public is to

To get somewhere is to

To put something together is to

The next question type asks candidates to complete a sentence using a word from a list.

**Complete each sentence using a word from the drop down list.**

- More and more people go  for their holidays these days.
- Drivers need to remain  when in charge of a car.
- The city has many  and interesting buildings.
- She's a highly  person who explains things clearly.
- He's a very  person – always getting into fights.

The final question type asks candidates to identify a word from a list that is commonly used with the given word.

**Select a word from the list that is most often used with the word on the left.**

- Example:** big +
- aerobics +
- agriculture +
- aisle +
- apron +
- atom +

To take a full Aptis ESOL Grammar and Vocabulary practice test, please visit our [website](#).

# Aptis ESOL General Reading test

The Reading test assesses candidates' reading ability. The tasks become more difficult as the test progresses.

Part	Description	Preparation
<b>Part 1</b> Sentence comprehension	In this part, candidates need to choose a word (choice of three) to complete a sentence. There are five sentences to complete.	Candidates should read each sentence and all of the possible correct words carefully before trying to complete this task.
	This part assesses candidates' ability to read a sentence and to complete it with an appropriate word.	The best way to become a better reader is to practise. Easy books written especially for English language learners might help.
<b>Part 2</b> Text cohesion	In this part, there are two tasks. Both have six sentences that make a whole text. They have been put into the wrong order and the candidates need to put them in the correct order. There is only one correct way to organise the text. The task is to click on each sentence and then move them so each one is in the correct position.	This part assesses candidates' knowledge of the cohesion of a text. They need to look for clues in each sentence that show how it links to the sentences around it.
		Candidates should read all the sentences carefully first. Then, they decide on the correct order (the first sentence is identified for them).



Part	Description	Preparation
<p><b>Part 3</b> Opinion matching</p>	<p>In this part, candidates will match people's opinions to statements. They will read four opinions on the same topic and seven statements. Then they need to decide how the sentences should be matched.</p> <p>This part tests candidates' ability to read and understand short texts.</p>	<p>Candidates should read all four opinions before attempting the questions.</p>
<p><b>Part 4</b> Long text comprehension</p>	<p>In this part, candidates will read a long text (about 750 words). They will also read eight headings. The task is to match seven of the headings to paragraphs in the text. There is always an extra heading that does not fit with any paragraph.</p> <p>This part is designed to test candidates' ability to read and understand a long text. To get the correct answers they need to be able to demonstrate an understanding of how the headings reflect the paragraphs in different ways (sometimes using similar words, sometimes similar ideas, or by sharing a topic).</p>	<p>Candidates should read the whole text quickly and then carefully read the headings. It is best for them to do this before starting the task. They should look for clues to connect the headings to the paragraphs; these might be similar words, ideas or topics.</p>



## Sample reading questions

### Reading part 1: Sentence comprehension

In this part, candidates must select the appropriate word from a drop-down list.

Read the email from Janice to her friend. Choose one word from the list for each gap. The first one is done for you.

Dear Sally,

Tim and I are on holiday in Greece. We have a nice  of the sea from our hotel.

The weather is  and it's really hot.

Yesterday we went on a  on the lake and caught some fish.

We had lunch and then we visited an old .

Tomorrow we are going to take a car and  around.

We are going to visit some  and buy clothes.



### Reading part 2: Text cohesion

In the second part, candidates must sort the sentences into the correct order so that the text makes sense. They do this by clicking on a sentence and dragging it to its correct position.

There are two of these tasks in this part.

The sentences below are from a report. Put the sentences in the right order. The first sentence is done for you.

**Signs on the coast road**

This report gives information about the traffic problems on the coast road.

⋮

For this reason it is easy for them to take a wrong turn and get lost.

⋮

These will help visitors to find their way to our beautiful town.

⋮

This road is busy during the summer when tourists visit the area.

⋮

They don't know the road because many of them are here for the first time.

⋮

This is why we think there should be more signs along the road.

The sentences below are from some instructions. Put the sentences in the right order. The first sentence is done for you.

**Instructions for office visitors**

If you are visiting our office for the first time, please follow these instructions.

⋮

A member of staff will write this information in the visitor's book.

⋮

Before you leave, please return the card to a member of staff at the front desk.

⋮

You can then use the card to enter through the security gate.

⋮

Next, he or she will give you a visitor's identity card.

⋮

You should go to the front desk upon arrival and give your name and address.



### Reading part 3: Opinion matching

In the third part, candidates match four people's opinions to seven statements by selecting the correct person from the drop-down list.

Four people respond in the comments section of an online magazine article about education and work. Decide whose opinion matches the statements below. Read the texts and complete the questions below.

**Person A**

As you get older, responsibilities like a job and family dominate your life. It can be hard to balance things. Studying at university is demanding. So you should do it at an age when you are independent and carefree. It is also important to learn how the world of business works. Spending unpaid time in a company is a great way to get that experience. Any course that can give you an opportunity to do that is worth considering.

**Person B**

Life doesn't really get serious until you hit your mid-twenties. Before that, try out different things and get some life experience. It's only as you approach your thirties that you need to get serious about your career. That's the time to start thinking about further education. Many colleges offer inexpensive courses for more mature students. Going back to student life for a year is a great idea and you can then return to the world of work at management level.

**Person C**

Nowadays it is popular for school leavers to take a break before they think about an occupation or a place at university. I think the most important thing is to start working as soon as you can. You need practical experience for your CV and that can be more valuable than a diploma. Nevertheless, your studies do not have to stop just because you are working. Colleges and universities offer options for people who want to do both.

**Person D**

I think we should all keep learning, but you don't need a piece of paper from an institution to prove it. There are many free courses available online. Of course, not all are good, but a little research will help you identify which one is best for you. A lot of young people get into debt because they have to pay for their studies. With the resources available online these days, you can take control. You won't regret it.

- Who thinks you should study when you are older?
- Who thinks formal qualifications are too expensive?
- Who thinks you should go to university when you are older?
- Who thinks you should study independently?
- Who thinks you should combine a job with studying?
- Who thinks you should choose a course that is practical?
- Who thinks you should get a job immediately after leaving school?





### Reading part 4: Long text comprehension

For the final part, candidates must scroll through the reading text to see all of it. They can do this by clicking on the side bar and moving the bar up and down.

To complete the task, candidates need to match seven headings to the correct paragraphs in the text.

They select the appropriate heading from the drop-down list on the left-hand side.

Read the passage quickly. Choose a heading for each numbered paragraph (1–7) from the drop-down box. There is one more heading than you need.

### Mission to Mars

1.

1. On 3rd June 2010 an international crew of six astronauts entered a space ship and prepared themselves for a 520 day voyage to the planet Mars and back. The module that was to be their home for the next year and a half contained their sleeping quarters, a kitchen/dining room, a living room, a control room and a toilet. There was also space for food storage, a small greenhouse, a bathroom, a sauna and even a gym. The Mars landing was scheduled for 12th February 2011, following a 255-day flight, and would involve a full two days of exploration of the planet surface. An equally long return journey would see the astronauts return to earth on 4th November 2011.

2.

2. Emerging from the spaceship after an exhausting 520 days, Russian commander Alexei Svitav declared the mission finally over. "The programme has been fully carried out," he announced at a press conference. "All the crew members are in good health. We are now ready for further tests." Indeed, the general consensus in the scientific community was that the Mars 500 project had achieved its aims, and, what is more, the crew had managed to complete their mission without ever having to leave the Earth's atmosphere.

3.

3.  exercise. The astronauts never even left the ground and their space ship was a specially constructed working model situated in a warehouse in the

su  mission were to see how well humans could cope with the confinement and stress involved in extended interplanetary travel. The astronauts – three

R  a Chinese national – were volunteers for the project, and, although all of them had the option of leaving their 550 cubic meter living space at any

tim

4.

4. All communications between the crew and mission control were subject to a twenty minute delay to simulate the time it would take signals to reach the earth from outer space. Although not all the elements of space flight - such as the effects of zero gravity - could be reproduced, the conditions on board were made as realistic as possible. The astronauts breathed recycled air, showered only once every ten days and lived mostly on a diet of tinned food. Even the surface of Mars had been recreated to allow the crew the simulated experience of walking on the red planet.

Life on Mars  
Is space the future for mankind?  
The difficulties of living in space  
A successful outcome  
A distant new world  
Imitating life in space  
A long journey in space  
Only an experiment

To take a full Aptis ESOL Reading practice test, please visit our [website](#).



# Aptis ESOL General Listening test

The Listening test has four task types. Candidates can choose to listen to the text once or twice.

Part	Description	Preparation
<b>Part 1</b> Information recognition	In this part, candidates will listen to a short phone message or a short monologue or dialogue, and they need to identify specific information such as a phone number, a time or a place.	Candidates can visit the British Council's LearnEnglish website for lots of very useful activities, tips, apps and podcasts: <a href="http://learnenglish.britishcouncil.org/">http://learnenglish.britishcouncil.org/</a>  The elementary podcasts are useful preparation for these questions.
<b>Part 2</b> Information matching	In this part, candidates will listen to four people's monologues and match the person to information. There are six pieces of information to match to the monologues.	There are quite a few useful practice videos and podcasts on the LearnEnglish website, so that's a very good starting point. In addition, candidates should try to listen to as much English as possible (e.g. films, television or podcasts).
<b>Part 3</b> Opinion matching	In this task, candidates listen to a dialogue between a man and a woman and then decide who expresses which opinion.  There are four questions. Their task is to decide if the man, woman or both the man and woman have expressed the opinion.	Listening to authentic speech, such as interviews, podcasts or films, is a good way for candidates to prepare for this task.
<b>Part 4</b> Monologue comprehension	In these tasks, candidates listen to a monologue and answer two questions.  The focus here is not on understanding the meaning of what the speaker is saying, but on identifying clues in their language or tone to help identify the attitude of the speaker, their intention or opinion.	There are a number of higher-level podcasts on the LearnEnglish website. Candidates can also try the BBC World Service radio station.



## Sample listening questions

If candidates would like to hear a question for a second time, they can just click on the Play button (▶). The system will not allow them to listen more than twice.

### Listening part 1: Information recognition

Candidates listen to a short monologue or dialogue and identify specific information such as a phone number, a time or a place.

Sumatah tells her friend about an art club. When does the club meet?

⊙ Play/Stop

A	Tuesday
B	Thursday
C	Saturday



**Listening part 2: Information matching**

Candidates listen to four different people and match the person to the information.

Four people are talking about science. Complete the sentences below.

⏮ Play/Stop ⏭

Speaker A

Speaker B

Speaker C

Speaker D


- enjoyed science experiments at school.
- finds science difficult to understand.
- wants to study science.
- likes reading science books.
- preferred non-science school subjects.
- now enjoys science.



### Listening part 3: Opinion matching

Candidates listen to short conversations with two speakers to identify their opinions and then match the speaker with the opinion they expressed.

Listen to two parents discussing the issue of children's health. Read the opinions below and decide whose opinion matches the statements, the man, the woman, or both the man and the woman.



Who expresses which opinion?

Parents should better manage their children's diets.

Parents should support their child's interest in sport.

Quiet time can promote children's concentration abilities.


Excessive sleep can be bad for young people.

Man  
Woman  
Both

### Listening part 4: Monologue comprehension

Candidates listen to a monologue to identify the attitude of the speaker, their intention or opinion.

Listen to a city planner talk at a press conference about a new transport plan and answer the questions below.



What is his opinion of the plan overall?

A It is very similar to previous community projects in the same area.

B It was prepared without proper consultation with the community.

C It does not represent the opinions of the whole community.

What is his opinion of the role of the media?

A He is critical of the media's reporting of the plan.

B He is surprised by the media's interest in the plan.

C He is confused by the media's reaction to the plan.

To take a full Aptis ESOL Listening practice test, please visit our [website](#).



# Aptis ESOL General Writing test

---

There are four parts to the Writing test. Candidates will interact in a social media-type written conversation and write emails. All writing tasks are marked by human examiners.

Candidates should make sure they fully understand the questions. They should plan what they are going to write and then edit their text before clicking to the next question.

The most common mistakes include:

- not answering the questions (going off-topic)
  - candidates should read the question and understand what they need to do
- writing too much but with poor grammar, spelling and punctuation
  - candidates should keep to the word count and focus on accuracy
- not using a variety of sentence structures
- not writing in sentences or paragraphs
- using SMS spelling.



Part	Description	Preparation
<b>Part 1</b> Word-level writing	In the first part, candidates have joined a club, course or activity and must answer a series of five text messages from other members. There is no sentence writing in this part, candidates are required to answer in individual words only.  If candidates are targeting a high score, they should spend no more than three minutes on this part.	The focus is on communication (this means spelling, capitalisation and grammar will not be considered by the markers).
<b>Part 2</b> Short text writing	In this part, candidates are asked to write 20-30 words. The focus is on writing sentences that are on-topic and have accurate grammar, punctuation and spelling.  If candidates are targeting a high score, they should spend no more than seven minutes on this part.	A common error for candidates is to write more than 30 words, and as a result, make a lot of mistakes. They should keep to the word limit and focus on accuracy.
<b>Part 3</b> Three written responses to questions	In this part, candidates will have a social network-type interaction. They will receive three questions and need to respond.  If candidates are targeting a high score, they should spend no more than ten minutes on this part.	Candidates should answer all three questions and not go off-topic.  They should focus on accurate spelling and punctuation and write sentences that link together and make sense.  A good tip is to keep to the word count of 30–40 words per answer.



Part	Description	Preparation
<p><b>Part 4</b> Formal and informal writing</p>	<p>This part requires that candidates write two emails:</p> <ol style="list-style-type: none"> <li>1) an informal email to a friend; and</li> <li>2) a more formal email to an unknown person.</li> </ol> <p>Both emails are in reaction to information about a change. Candidates should spend all of their remaining time on this part (around 30 minutes).</p>	<p>Candidates should keep to the word count of 40–50 words for the first email and 120–150 words for the second email.</p> <p>You can advise the candidates to make sure their emails are written for different people. The first email should clearly be an informal email to a friend or close family member, while the second should clearly be a formal email to a company.</p> <p>Candidates are also assessed on how accurately they write and their use of English language, so they should check writing and use a wide range of vocabulary, grammar and cohesive devices.</p>





## Sample writing questions

### Writing part 1: Word-level writing

Candidates need to write five pieces of information. This part is not worth many marks so they shouldn't spend too much time on it.

You want to join a travel club. You have 5 messages from a member of the club. Write short answers (1–5 words) to each message. Recommended time: 3 minutes.

**Example** How are you? I'm fine, thanks.

What do you usually do in the morning? ■

Type your answer here

What is your favourite place? ■

Type your answer here

What is your favourite animal? ■

Type your answer here

What is the weather like today? ■

Type your answer here

What is your favourite time of year? ■

Type your answer here

Here is the marking scale:

#### Areas assessed: Task fulfilment and communicative competence

- |                      |   |
|----------------------|---|
| <b>3. (above A1)</b> | Fully intelligible responses for all five questions. Test-taker completely achieves the task.         |
| <b>2. A1.2</b>       | Three or four of the responses are intelligible. Errors impede understanding in one or two responses. |
| <b>1. A1.1</b>       | One or two of the responses are intelligible. Errors impede understanding in two or three responses.  |
| <b>0. A0</b>         | No intelligible responses.  |



**Writing part 2: Short text writing**

There may be one or two questions. The areas assessed are how completely and relevantly candidates have answered the question, grammatical range and accuracy, punctuation, vocabulary range and accuracy, and cohesion.

**You are a new member of the travel club. Fill in the form. Write in sentences. Use 20–30 words. Recommended time: 7 minutes.**

Please tell us why you are interested in travel.

B I U 

Type your answer here

Words 0 / 45



Here is the marking scale:

**Areas assessed: task fulfilment / topic relevance, grammatical range and accuracy, punctuation, vocabulary range and accuracy, cohesion.**

**5. B1 (or above)** Likely to be above A2 level.

**4. A2.2**

- On topic.
- Uses simple grammatical structures to produce writing at the sentence level. Errors with basic structures common. Errors do not impede understanding of the response.
- Mostly accurate punctuation and spelling.
- Vocabulary is sufficient to respond to the question(s).
- Some attempts at using simple connectors and cohesive devices to link sentences.

**3. A2.1**

- On topic.
- Uses simple grammatical structures to produce writing at the sentence level. Errors with basic structures common. Errors impede understanding in parts of the response.
- Punctuation and spelling mistakes are noticeable.
- Vocabulary is mostly sufficient to respond to the question(s) but inappropriate lexical choices are noticeable.
- Response is a list of sentences with no use of connectors or cohesive devices to link sentences.

**2. A1.2**


- Not fully on topic.
- Grammatical structure is limited to words and phrases. Errors in basic patterns and simple grammar structures impede understanding.
- Little or no use of accurate punctuation. Spelling mistakes common.
- Vocabulary is limited to very basic words related to personal information and is not sufficient to respond to the question(s).
- No use of cohesion.

**1. A1.1**

- Response limited to a few words or phrases.
- Grammar and vocabulary errors so serious and frequent that meaning is unintelligible.

**0. A0**


No meaningful language or all responses are completely off-topic (e.g. memorised script, guessing).



### Writing part 3: Three written responses to questions

In part 3, candidates will answer three social media-type questions.


You are communicating with other members of the club in the chat room. Reply to their questions. Write in sentences. Use 30–40 words per answer. Recommended time: 10 minutes.

**Sam:** Hi! Welcome to the club. Can you remember the first time you went on a journey by yourself? What was it like? 

**B I U S**

Type your answer here


Words 0 / 60

**Miguel:** Welcome! What are the most interesting places to visit in your country? 

**B I U S**

Type your answer here

Words 0 / 60

**Michelle:** What is the most exciting journey you've been on? 

**B I U S**

Type your answer here

Words 0 / 60



Here is the marking scale:

**Areas assessed: task fulfilment / topic relevance, punctuation, grammatical range and accuracy, vocabulary range and accuracy, cohesion.**

**5. B2 (or above)** Likely to be above the B1 level.

**4. B1.2**

- Responses to all three questions are on topic and show the following features:
  - Control of simple grammatical structures. Errors occur when attempting complex structures.
  - Punctuation and spelling mostly accurate. Errors do not impede understanding.
  - Vocabulary is sufficient to respond to the questions.
  - Uses simple cohesive devices to organise responses as a linear sequence of sentences.

**3. B1.1**

- Responses to two questions are on topic and show the following features:
  - Control of simple grammatical structures. Errors occur when attempting complex structures.
  - Punctuation and spelling mostly accurate. Errors do not impede understanding.
  - Vocabulary is sufficient to respond to the questions.
  - Uses simple cohesive devices to organise responses as a linear sequence of sentences.

**2. A2.2**


- Responses to at least two questions are on topic and show the following features:
  - Uses simple grammatical structures to produce writing at the sentence level. Errors with simple structures common and sometimes impede understanding.
  - Punctuation and spelling mistakes are noticeable.
  - Vocabulary is not sufficient to respond to the question(s). Inappropriate lexical choices are noticeable and sometimes impede understanding.
  - Responses are lists of sentences and not organised as cohesive texts.

**1. A2.1**

- Response to one question is on topic and shows the following features:
  - Uses simple grammatical structures to produce writing at the sentence level. Errors with simple structures common and sometimes impede understanding.
  - Punctuation and spelling mistakes are noticeable.
  - Vocabulary is not sufficient to respond to the question(s). Inappropriate lexical choices are noticeable and sometimes impede understanding.
  - Responses are lists of sentences and not organised as cohesive texts.

**0**

- Performance below A2, or no meaningful language or the responses are completely off-topic (e.g. memorised script, guessing).



### Writing part 4: Formal and informal writing

The areas assessed are task fulfilment and register, grammatical range and accuracy, vocabulary range and accuracy, and cohesion.

**You are a member of the travel club. You have received this email from the club:**

Dear Member,

We are writing to tell you that the famous travel writer Mr David Price will unfortunately not be able to attend our next club meeting. Although Mr Price will not be there to sign copies of his new book *Around The World In Eighty Ways*, members of the club will be able to buy a copy at the price of twenty five pounds. If you would like to reserve a copy of the book, please contact the club secretary.

The President

**Write an email to your friend. Write about your feelings and what you think the club should do about the situation. Write about 50 words. Recommended time: 10 minutes.**

B I U S

Type your answer here

Words 0 / 75

**Write an email to the president of the club. Write about your feelings and what you think the club should do about the situation. Write 120–150 words. Recommended time: 20 minutes.**

B I U S


Type your answer here

Words 0 / 225

### Register

'Register' means the different ways language is used in different situations, depending on the relationships between the speaker and listener, or the author and the intended reader. As this is an important part of language use, your students should, for example, make different language choices when they are writing to a new business partner and when they are writing to a friend.

To be successful in part 4, candidates need to show that they can write in both casual and formal registers. The first section of part 4 asks them to write in an intimate or casual register (one used among family members and close friends). The second part asks them to write in a formal register (one used between strangers or in a business setting).



Here is the marking scale:

**Areas assessed: task fulfilment / topic relevance, grammatical range and accuracy, vocabulary range and accuracy, punctuation, fluency and cohesion.**

**6. C2** Likely to be above C1 level.

**5. C1** Response shows the following features:

- Response on topic and task fulfilled in terms of appropriateness of register. Two clearly different registers.
- Range of complex grammar constructions used accurately. Some minor errors occur but do not impede understanding.
- Range of vocabulary used to discuss the topics required by the task. Some awkward usage or slightly inappropriate lexical choices.
- A range of cohesive devices is used to clearly indicate the links between ideas.

**4. B2.2** Response on topic and task fulfilled in terms of appropriateness of register: appropriate register used consistently in both responses. Response shows the following features:

- Some complex grammar constructions used accurately. Errors do not lead to misunderstanding.
- Minor errors in punctuation and spelling occur but do not impede understanding.
- Sufficient range of vocabulary to discuss the topics required by the task. Inappropriate lexical choices do not lead to misunderstanding.
- A limited number of cohesive devices are used to indicate the links between ideas.

**3. B2.1** Response partially on topic and task partially fulfilled in terms of appropriateness of register: appropriate register used consistently in one response. Response shows the following features:

- Some complex grammar constructions used accurately. Errors do not lead to misunderstanding.
- Minor errors in punctuation and spelling occur but do not impede understanding.
- Sufficient range of vocabulary to discuss the topics required by the task. Inappropriate lexical choices do not lead to misunderstanding.
- A limited number of cohesive devices are used to indicate the links between ideas.



**2. B1.2**

Response partially on topic and task not fulfilled in terms of appropriateness of register: appropriate register not used consistently in either response.

Response shows the following features:

- Control of simple grammatical structures. Errors occur when attempting complex structures.
- Punctuation and spelling is mostly accurate. Errors do not impede understanding.
- Limitations in vocabulary make it difficult to deal fully with the task. Errors impede understanding in parts of the text.
- Uses only simple cohesive devices. Links between ideas are not always clearly indicated.

**1. B1.1**


Response not on topic and task not fulfilled in terms of appropriateness of register. No evidence of awareness of register. Response shows the following features:

- Control of simple grammatical structures. Errors occur when attempting complex structures.
- Punctuation and spelling is mostly accurate. Errors do not impede understanding.
- Limitations in vocabulary make it difficult to deal fully with the task. Errors impede understanding in most of the text.
- Uses only simple cohesive devices. Links between ideas are not always clearly indicated.

**0. A1/A2**

Performance below B1, or no meaningful language or the responses are completely off-topic (e.g. memorised script, guessing).

To take a full Aptis ESOL Writing practice test, please visit our [website](#).





# Aptis ESOL General Speaking test

For each question, candidates are given a maximum amount of time to speak, but they can end the recording early by clicking on the **'finish recording'** button. Candidates must make sure they fully respond to the question before they stop the recording.

The most common reasons people receive lower scores than they expect include:

- not doing a proper sound check (details on how to do this are shown below)
- not speaking clearly
- not answering the questions
- giving under-length answers – not using the full amount of time to speak
- overusing words such as 'and' and 'so'
- speaking in simple sentence lists
- not using a variety of sentence structures.

Before the Speaking test begins, candidates will be asked to check their microphone.

The screenshot shows a settings check screen titled "Let's check your settings" with the subtitle "This will ensure a smooth test experience". On the left, there is a vertical progress indicator with four steps: "Internet Connection" (checked), "Speaker Check" (checked), "Microphone Check" (active), and "Summary". The "Microphone Check" step is expanded to show a "Checking Microphone" dialog box. This dialog box contains the instruction "Please say a few words and wait", a dropdown menu showing "Default - Microphone Array (Intel® Smart Sound Technology for Di...)", a microphone icon, and the text "Please say a few words and wait...". A "Continue" button is located at the bottom right of the dialog box.



Part	Description	Preparation
<b>Part 1</b> Personal information	In this part, candidates are asked to answer three questions on personal topics. They are expected to talk for 30 seconds per question.	It's a good idea for candidates to practice introducing themselves and talking about their personal experiences. They can think about how they can talk about familiar topics (e.g. holidays, weekend activities, sports) and practise giving general information about those topics.
<b>Part 2</b> Describe, express opinion and provide reasons and explanations	In this part, candidates are asked to describe a photograph and then answer two questions related to the topic illustrated in the photo. The three questions increase in complexity (from description to opinion). Candidates are expected to talk for 45 seconds per question.	Candidates should try to be fluent and spontaneous, showing little sign of effort. They should make sure they answer all three questions.
<b>Part 3</b> Describe, compare and provide reasons and explanations	In this part, candidates are asked to compare two pictures and then answer two questions related to the topic. The three questions increase in complexity (from description to speculation). Candidates are expected to talk for 45 seconds for each question.	To prepare for this task, candidates should practise comparing two different things (e.g. two cities or two houses). They should focus on describing their advantages and disadvantages.  To achieve a high score in this part, it's important for candidates to make sure they are using correct grammatical structures when they speculate.



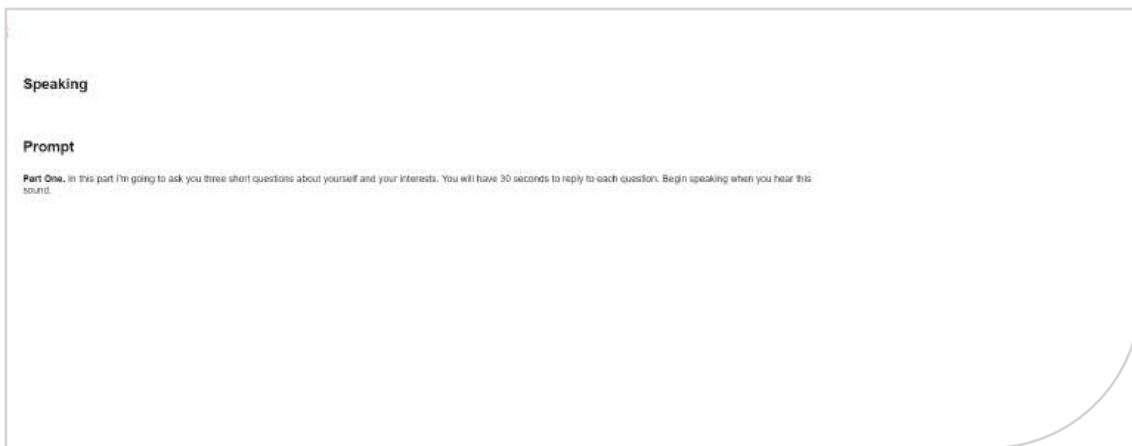
Part	Description	Preparation
<p><b>Part 4</b> Discuss personal experience and opinion on an abstract topic</p>	<p>In the final part, candidates will see a picture and be asked three questions about an abstract topic.</p> <p>They are given one minute to prepare an answer and in this time, they can take notes. They are expected to talk for two minutes.</p>	<p>A common error is to describe the photo. Candidates will not receive a high score if they describe the photo. The questions are more abstract (e.g. how you feel about something).</p> <p>Another common error is to go off-topic. Candidates should focus on answering each question in clear, smoothly flowing, well-structured speech.</p> <p>To prepare for this part, it is a good idea for candidates to practise speaking for two minutes on an abstract topic (e.g. How do you feel about _____?).</p> <p>They should make sure they practise using their planning time to structure what they are going to say.</p>




### Speaking part 1: Personal information

In this part, candidates answer some questions about themselves. They listen to the instructions and speak clearly into their microphone when they hear the signal.

Each part of the test will appear automatically. Candidates can stop recording their response before the timer runs out by tapping on the "**Finish Recording**" button, but we recommend that they try to speak for the full time available to maximise their score.



When the time to record comes, the timer begins. This tells the candidates the amount of time they have left (in the screen shot below, the time shows that 19 seconds remain). Candidates can also finish their recording early by clicking "**Finish Recording**".



As each new question appears, the same procedure is followed.

**Speaking**

**Part 2 of 3**

What do you like doing in your free time?

Recording...

17s

**Speaking**

**Part 3 of 3**

What's the weather like today?

Recording...

28s



The areas assessed in this part of the Speaking test are how completely and relevantly candidates have answered the question, grammatical range and accuracy, vocabulary range and accuracy, pronunciation and fluency.

Here is the marking scale:

**Areas assessed: task fulfilment / topic relevance, grammatical range and accuracy, vocabulary range and accuracy, pronunciation, fluency.**

**5. B1 (or above)** Likely to be above A2 level.

**4. A2.2**

Responses to all **three** questions are on topic and show the following features:

- Some simple grammatical structures used correctly but basic mistakes systematically occur.
- Vocabulary is sufficient to respond to the questions, although inappropriate lexical choices are noticeable.
- Mispronunciations are noticeable and frequently place a strain on the listener.
- Frequent pausing, false starts and reformulations but meaning is still clear.

**3. A2.1**

Responses to **two** questions are on topic and show the following features:

- Some simple grammatical structures used correctly but basic mistakes systematically occur.
- Vocabulary is sufficient to respond to the questions, although inappropriate lexical choices are noticeable.
- Mispronunciations are noticeable and frequently place a strain on the listener.
- Frequent pausing, false starts and reformulations but meaning is still clear.

**2. A1.2**

Responses to at least **two** questions are on topic and show the following features:

- Grammatical structure is limited to words and phrases. Errors in basic patterns and simple grammar structures impede understanding.
- Vocabulary is limited to very basic words related to personal information.
- Pronunciation is mostly unintelligible except for isolated words.
- Frequent pausing, false starts and reformulations impede understanding.



---

**1. A1.1**

Response to **one** question is on topic and shows the following features:

- Grammatical structure is limited to words and phrases. Errors in basic patterns and simple grammar structures impede understanding.
- Vocabulary is limited to very basic words related to personal information.
- Pronunciation is mostly unintelligible except for isolated words.
- Frequent pausing, false starts and reformulations impede understanding.

---

**0. A0**

No meaningful language or all responses are completely off-topic (e.g. memorised script, guessing).

---



**Speaking part 2: Describe, express opinion and provide reasons and explanation**

In this part, candidates will see a photo and answer three questions. They have 45 seconds to respond to each question.


**Speaking**

**Prompt**

Part Two. In this part I'm going to ask you to describe a picture. Then I will ask you two questions about it. You will have 45 seconds for each response. Begin speaking when you hear this sound.


**Speaking**

Part 1 of 3




Describe this picture.

Instructions...



**Speaking**

Part 2 of 3




Tell me about a time when you visited a museum.

Recording...

44s

**Speaking**

Part 3 of 3



Do you think people should pay to visit museums, or should they be free?

Recording...

43s





### Speaking part 3: Describe, compare and provide reasons and explanations

In this part, candidates will see two photos and answer three questions.


**Speaking**

**Prompt**

Part Three. In this part I'm going to ask you to compare two pictures and I will then ask you two questions about them. You will have 45 seconds for each response. Begin speaking when you hear this sound.

**Speaking**

Part 1 of 3




Tell me what you see in the two pictures.

Recording...  
43s

**Speaking**

Part 2 of 3




What kind of people play these two sports?

Recording...  
43s

**Speaking**

Part 3 of 3



Which of these two sports is more difficult to play? Why?

Recording...  
44s



The areas assessed in parts 2 and 3 of the Speaking test are how completely and relevantly candidates responded to the question, grammatical range and accuracy, vocabulary range and accuracy, pronunciation, fluency and cohesion.

The marking scale is the same for parts 2 and 3.

**Areas assessed: task fulfilment / topic relevance, grammatical range and accuracy, vocabulary range and accuracy, pronunciation, fluency and cohesion.**

**5. B2 (or above)** Likely to be above the B1 level.

**4. B1.2**

Responses to all **three** questions are on topic and show the following features:

- Control of simple grammatical structures. Errors occur when attempting complex structures.
- Sufficient range and control of vocabulary for the task. Errors occur when expressing complex thoughts.
- Pronunciation is intelligible but inappropriate mispronunciations put an occasional strain on the listener.
- Some pausing, false starts and reformulations.
- Uses only simple cohesive devices. Links between ideas are not always clearly indicated.

**3. B1.1**

Responses to **two** questions are on topic and show the following features:

- Control of simple grammatical structures. Errors occur when attempting complex structures.
- Sufficient range and control of vocabulary for the task. Errors occur when expressing complex thoughts.
- Pronunciation is intelligible but inappropriate mispronunciations put an occasional strain on the listener.
- Some pausing, false starts and reformulations.
- Uses only simple cohesive devices. Links between ideas are not always clearly indicated.

**2. A1.2**

Responses to at least two questions are on topic and show the following features:

- Uses some simple grammatical structures correctly but systematically makes basic mistakes.
- Vocabulary will be limited to concrete topics and descriptions. Inappropriate lexical choices for the task are noticeable.
- Mispronunciations are noticeable and put a strain on the listener.
- Noticeable pausing, false starts and reformulations.
- Cohesion between ideas is limited. Responses tend to be a list of points.



---

**1. A2.1**

Response to one question is on topic and shows the following features:

- Uses some simple grammatical structures correctly but systematically makes basic mistakes.
- Vocabulary will be limited to concrete topics and descriptions. Inappropriate lexical choices for the task are noticeable.
- Mispronunciations are noticeable and put a strain on the listener.
- Noticeable pausing, false starts and reformulations.
- Cohesion between ideas is limited. Responses tend to be a list of points.

---

**0**

Performance below A2, or no meaningful language or the responses are completely off-topic (e.g. memorised script, guessing).

---



### Speaking part 4: Discuss personal experience and opinion on an abstract topic


In this part, candidates again need to answer three questions but this time they answer them all in one response.

They have one minute to prepare a structured response. A timer on the screen will show how long they have left. When the preparation time is over, you will hear 'You now have two minutes to talk'. Candidates should speak until the recording automatically stops after two minutes.

**Speaking**

**Question 4 of 4**

**Part Four:** In this part I'm going to show you a picture and ask you three questions. You will have one minute to think about your answers before you start speaking. You will have two minutes to answer all three questions. Begin speaking when you hear the sound. Look at the photograph.



Tell me about a time when you were on your own.  
How did you feel about it?  
What are some of the ways of passing the time on your own?

**You now have one minute to think about your answers. You can make notes if you wish.**

Recording...

1:57



During the preparation time, it is important for candidates to take notes, as these will help them organise and remember what they want to speak about. Rather than writing out exactly what they want to say, they should make brief notes and use these to structure their speech.

Here is the marking scale:

**Areas assessed: task fulfilment / topic relevance, grammatical range and accuracy, vocabulary range and accuracy, pronunciation, fluency and cohesion.**

<b>6. C2</b>	Likely to be above C1 level.
<b>5. C1</b>	<p>Response addresses all <b>three</b> questions and is well-structured.</p> <ul style="list-style-type: none"> <li>• Uses a range of complex grammar constructions accurately. Some minor errors occur but do not impede understanding.</li> <li>• Uses a range of vocabulary to discuss the topics required by the task. Some awkward usage or slightly inappropriate lexical choices.</li> <li>• Pronunciation is clearly intelligible.</li> <li>• Backtracking and reformulations do not fully interrupt the flow of speech.</li> <li>• A range of cohesive devices are used to clearly indicate the links between ideas.</li> </ul>
<b>4. B2.2</b>	<p>Responses to all <b>three</b> questions are on topic and show the following features:</p> <ul style="list-style-type: none"> <li>• Some complex grammar constructions used accurately. Errors do not lead to misunderstanding.</li> <li>• Sufficient range of vocabulary to discuss the topics required by the task. Inappropriate lexical choices do not lead to misunderstanding.</li> <li>• Pronunciation is intelligible. Mispronunciations do not put a strain on the listener or lead to misunderstanding.</li> <li>• Some pausing while searching for vocabulary but this does not put a strain on the listener.</li> <li>• A limited number of cohesive devices are used to indicate the links between ideas.</li> </ul>
<b>3. B2.1</b>	<p>Responses to <b>two</b> questions are on topic and show the following features:</p> <ul style="list-style-type: none"> <li>• Some complex grammar constructions used accurately. Errors do not lead to misunderstanding.</li> <li>• Sufficient range of vocabulary to discuss the topics required by the task. Inappropriate lexical choices do not lead to misunderstanding.</li> <li>• Pronunciation is intelligible. Mispronunciations do not put a strain on the listener or lead to misunderstanding.</li> <li>• Some pausing while searching for vocabulary but this does not put a strain on the listener.</li> <li>• A limited number of cohesive devices are used to indicate the links between ideas.</li> </ul>



---

**2. B1.2**

Responses to at least **two** questions are on topic and show the following features:

- Control of simple grammatical structures. Errors occur when attempting complex structures.
- Limitations in vocabulary make it difficult to deal fully with the task.
- Pronunciation is intelligible but occasional mispronunciations put an occasional strain on the listener.
- Noticeable pausing, false starts, reformulations and repetition.
- Uses only simple cohesive devices. Links between ideas are not always clearly indicated.

---

**1. B1.1**

Response to **one** question is on topic and shows the following features:

- Control of simple grammatical structures. Errors occur when attempting complex structures.
- Limitations in vocabulary make it difficult to deal fully with the task.
- Pronunciation is intelligible but occasional mispronunciations put an occasional strain on the listener.
- Noticeable pausing, false starts, reformulations and repetition.
- Uses only simple cohesive devices. Links between ideas are not always clearly indicated.

---

**0. A1/A2**

Performance below B1, or no meaningful language or the responses are completely off-topic (e.g. memorised script, guessing).

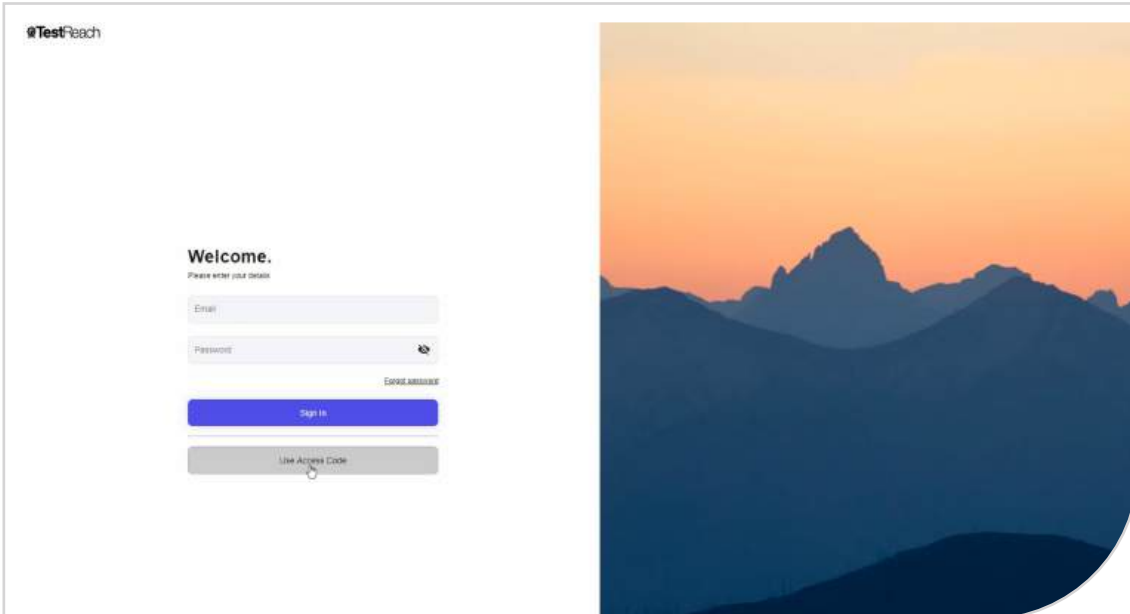
---

To take a full Aptis ESOL Speaking practice test, please visit our [website](#).



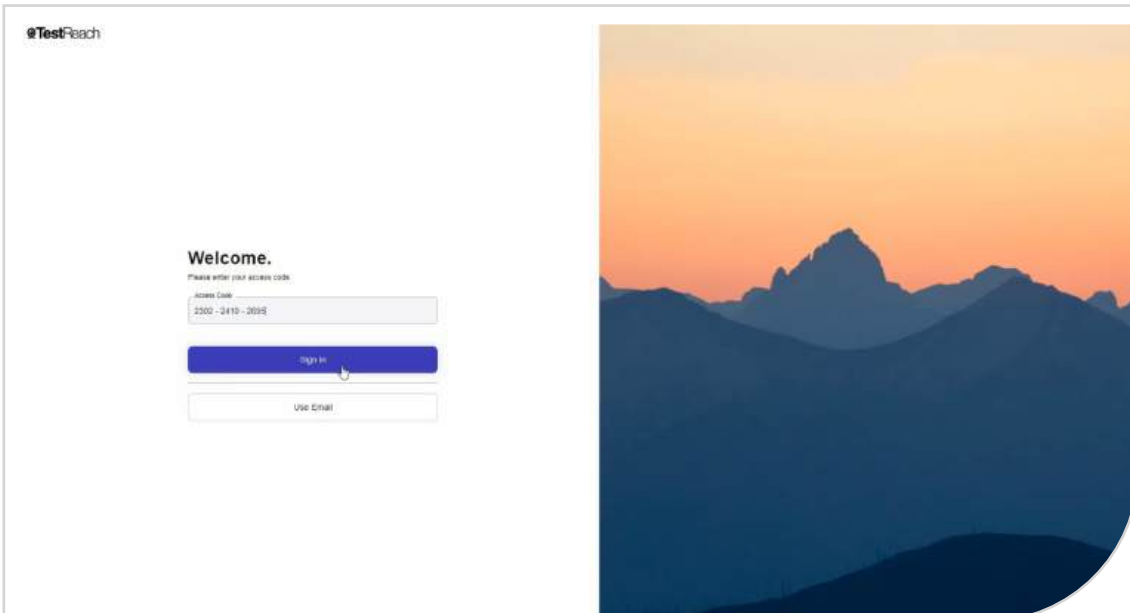
# How to take the test on a computer

The introductory screen for every Aptis ESOL test looks like this. Candidates will need to click "**Use Access Code**".



The screenshot shows the Aptis ESOL test introductory screen. On the left, there is a white panel with the TestReach logo at the top. Below the logo, it says "Welcome." and "Please enter your details". There are two input fields: "Email" and "Password". Below the password field is a "Forgot Access Code" link. There are two buttons: a blue "Sign In" button and a grey "Use Access Code" button. On the right, there is a large image of a mountain range at sunset.

Candidates then enter their personal access code and click "**Sign in**".



The screenshot shows the Aptis ESOL test introductory screen after the user has entered their access code. The "Access Code" field now contains "2500-2410-2092". The "Sign In" button is highlighted in blue, and the "Use Email" button is now visible below it. The rest of the screen, including the TestReach logo and the mountain range image, remains the same.

After clicking “**Sign in**”, candidates will be prompted to read a privacy notice. To continue with the test, candidates must accept the terms and click “**Continue**”.

### Candidates: Privacy Notice

Candidate ID AptisGen230224102695

You are about to take an Aptis test controlled by the British Council. By taking this test you are consenting to the British Council processing your personal information as described below.

We will pass your information to our business partners (including our service providers and agents) who will process your data on our behalf and under our control. This is in order to assist us with the administration of your test and to provide technological support to the service. Your personal data will be transferred nationally and internationally to our service providers and agents in the United Kingdom and Ireland. The British Council has standard model contract clauses in place to ensure that the adequacy of personal data transferred internationally meets with the General Data Protection Regulation (GDPR) compliance measures. These service providers and agents are:

- TestReach (test platform); Ireland and Germany
- Accredible (certificate management); United Kingdom

TestReach and British Council will use your voice recordings and written responses in connection with processing your Aptis Test. The basis for processing your personal information is a basic requirement for the performance of your Aptis test contract. We may also collect personal information (your name, address, date of birth, a form of identification and country of residence) for the purposes of verifying your identity. For tests administered by remote proctoring, we collect your ID and video recording for the purpose of verifying your identity.

The British Council Assessment Research Group (ARG) will occasionally use voice recordings and written responses to conduct research, review the performance of assessment products or design new assessment products. We do this in our legitimate interest. We have appropriate contracts in place to ensure the protection of all personal data. We may keep recordings or other personal data for up to 20 years. These recordings might be used by individuals or organisations working in partnership with the British Council to research the English language and English language assessment. We may record the date and country of origin of these recordings, but will not associate your name, date of birth, video recording (for remote proctored tests) or any other form of personal identification with these recordings.

Under the GDPR you have the right to ask for a copy of the information we hold on you, and the right to ask us to correct any inaccuracies in that information. If you have concerns about how we have used your personal information, you also have the right to complain to a privacy regulator.

If you would like more information about this please contact your local British Council office or visit our website: [www.britishcouncil.org/privacy](http://www.britishcouncil.org/privacy)

Please click here to agree

Continue

Candidates will then be asked to complete a system check. First they will need to check their internet connection.

### Let's check your settings

This will ensure a smooth test experience

- Internet Connection**  
Check your internet connection
- Speaker Test**  
Check that your speakers are working
- Microphone Test**  
Check that your microphone is working
- Summary**  
Ensures that you are ready for your test

#### Checking Speakers

Can you hear the sound?

Default - Speakers / Headphones (Realtek Audio)

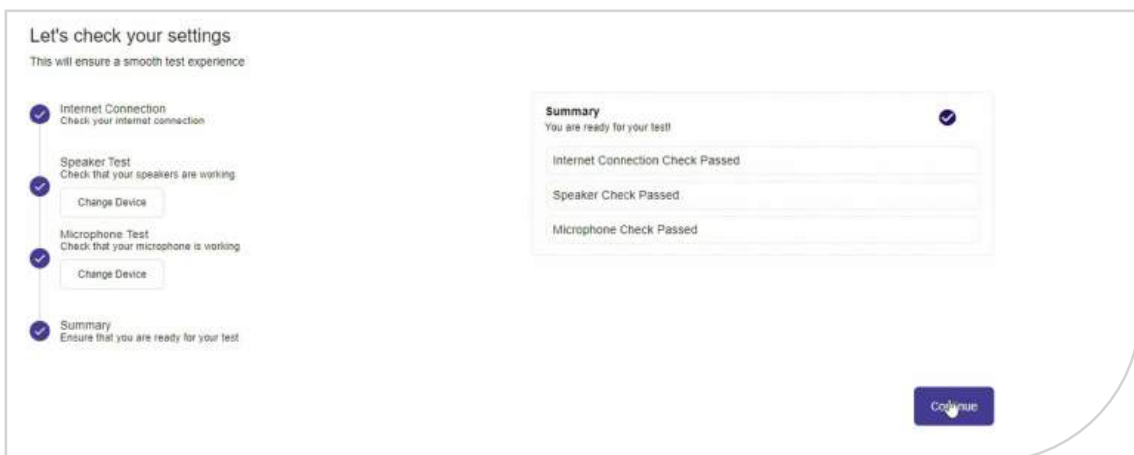
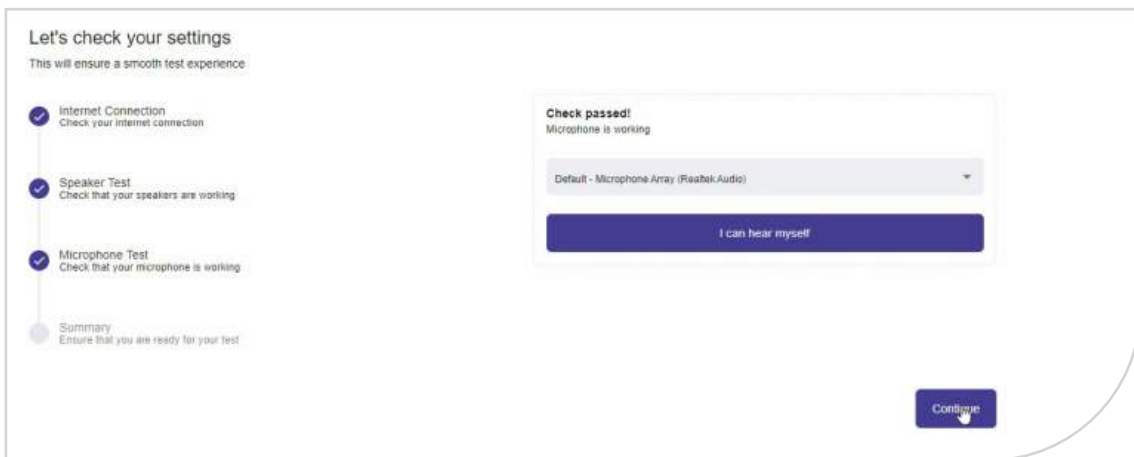
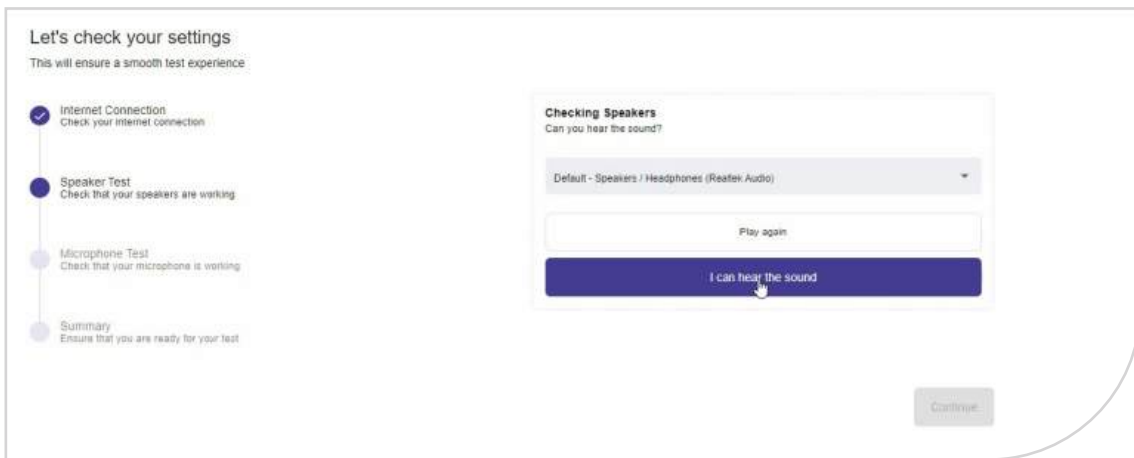
Play again

I can hear the sound

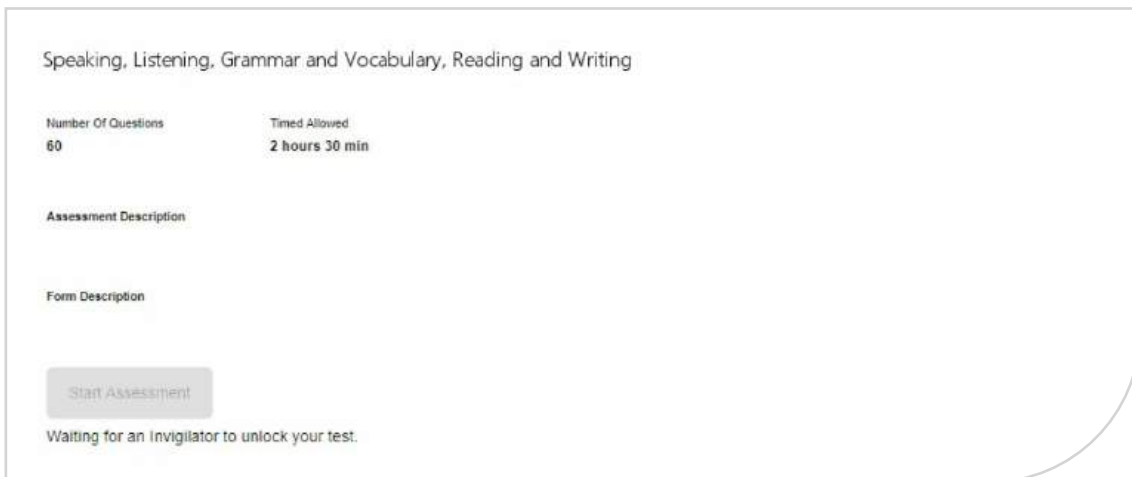
Continue



Once the internet connection is checked, candidates will need to check their speakers and microphone. Once that is completed, they will be able to continue with the test.



Candidates will then land on the introduction page. From here, they will need to wait for the test day invigilator to admit them into the test.



Speaking, Listening, Grammar and Vocabulary, Reading and Writing

Number Of Questions	Timed Allowed
60	2 hours 30 min

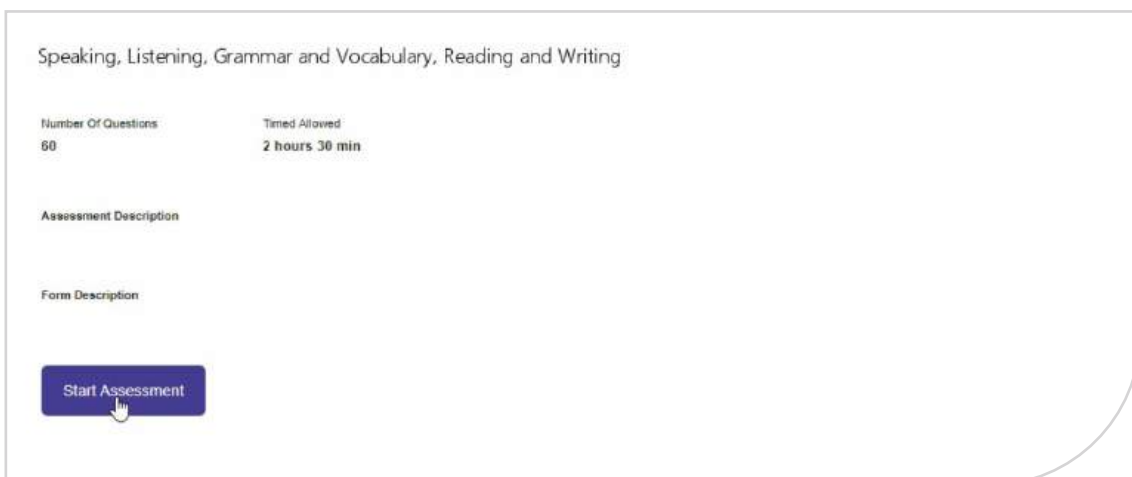
Assessment Description

Form Description

Start Assessment

Waiting for an Invigilator to unlock your test.

Once the invigilator grants them access, they will be able to click “**Start Assessment**”.



Speaking, Listening, Grammar and Vocabulary, Reading and Writing

Number Of Questions	Timed Allowed
60	2 hours 30 min

Assessment Description

Form Description

Start Assessment

Test day instructions will be shown on the screen. Candidates should read the instructions and then click “Next”.

The screenshot shows the 'Full Instructions' screen. On the left is a 'Question List' sidebar with a 'Ready to submit' button. The main content area is titled 'Full Instructions' and contains the following text:

**Aptis General**  
**Speaking**  
 You will answer some questions about yourself and then do three short speaking tasks. Listen to the instructions and speak clearly into your microphone when you hear the signal. Each part of the test will appear automatically. The test will take about 12 minutes.

**Listening**  
 You will listen to several audio recordings. Click on the PLAY button to listen to each recording. You can listen to each recording TWO TIMES ONLY. You have 40 minutes to complete the test.

**Grammar and Vocabulary**  
 The test consists of two sections:  
 Grammar: 20 questions  
 Vocabulary: 8 tasks with 8 questions each  
 Total Time: 25 minutes

**Reading**  
 The test has five parts. You have 35 minutes to complete the test.

**Writing**  
 The test has four parts and takes up to 50 minutes.  
 Recommended times:  
 Part One: 5 minutes  
 Part Two: 7 minutes  
 Part Three: 10 minutes  
 Part Four: 30 minutes  
 When you click on the next button, the test will begin.

At the bottom right of the main content area is a blue 'Next' button with a right-pointing arrow.

They will then be able to start the speaking test, and the rest of their Aptis ESOL test.

The screenshot shows the 'Speaking Instructions' screen. On the left is a sidebar with a 'Question List' and a 'Ready to submit' button. The main content area is titled 'Speaking Instructions' and contains the following text:

Welcome to the Speaking Test.  
 The test has four parts.  
 Total Time: 12 minutes.

At the bottom right of the main content area is a blue 'Next' button with a right-pointing arrow. At the bottom left of the main content area is a 'Previous' button with a left-pointing arrow.

## Aptis ESOL for all

---

The British Council is committed to promoting equality, diversity and inclusion in English language testing. We believe that the Aptis ESOL tests should be accessible and fair to anyone who wants to take them. We also believe that each person should have the opportunity to perform to the best of their ability on the Aptis ESOL tests.

If your student(s) have a disability and believe that Aptis ESOL is not accessible to them, or believe that the form of the test will not allow them to show their true level of English, please advise them to contact their test centre to talk about the ways in which the test can be modified for their needs. We can make adjustments such as providing pen and paper tests, face-to-face tests, Braille and large font tests, adjusting timing, and a range of other modifications.



## Final checklist

---

We hope these notes will help your students prepare for their Aptis ESOL test. Here's a checklist they can refer to make sure they're fully prepared.

- **Visit the official British Council preparation page and take a full practice test:**  
<https://www.britishcouncil.org/exam/aptis/practice-materials>
- **Visit the LearnEnglish website:**  
<http://learnenglish.britishcouncil.org/en>
- **Practise your English skills at every opportunity:**  
Listen to English radio, watch English-language television and films and read the graded readers (e.g. Cambridge, Penguin, Macmillan and Headway).
- **Read the tips in this booklet on how to prepare for each test.**

## Useful web resources


---

- **British Council | EAQUALS Core Inventory for General English:**  
<http://englishagenda.britishcouncil.org/continuing-professional-development/cpd-teachers-trainers/british-council-eaquals-core-inventory-general-english>
- **British Council | TeachingEnglish:**  
<https://www.teachingenglish.org.uk/>
- **British Council | LearnEnglish:**  
<https://learnenglish.britishcouncil.org/>

## More information

---

- [www.britishcouncil.org/aptis](http://www.britishcouncil.org/aptis)
- [www.britishcouncil.org/exam/aptis/aptis-esol-english-test](http://www.britishcouncil.org/exam/aptis/aptis-esol-english-test)



© British Council 2025

The British Council creates international opportunities for the people of the UK and other countries, and builds trust between them worldwide. A registered charity: 209131 (England and Wales SC037733 (Scotland)).